

2004 OFFICERS

**President:** Jim McGahey  
(360) 658-7230  
jmcgahey@usa.net

**Vice President:** Don Scott  
(360) 387-7723  
donald-scott@tgi.net

**Past President:**  
Jesse Scott  
(425) 745-6092  
gardenfly@msn.com

**Trustees:** Don Korzep  
(425) 348-6285  
Dale Bly  
(360) 435-9858  
George Henry  
(425) 788-7444

**Secretary:** Reed Miller  
(360) 435-9490  
geezerreed@aol.com

**Treasurer:** Don Mathiesen  
(425) 486-3350  
donm\_seawa@hotmail.com

**Ghillie:** Gordon McKay  
(425) 481-1250  
gdmckay@gte.net

COMMITTEE CHAIRMEN

**Budget:** Don Mathiesen  
(425) 486-3350

**FFF Rep:** Carl Johnson  
(360) 794-3697  
flyfishr@premier1.net

**Library:** Jim Pankiewicz  
(425) 353-1399  
panks@premier1.net

**Publications:**  
Eric Nordstrom  
(425) 304-0825  
ENorthstream@aol.com

**Awards:** Bruce Swanson  
(425) 337 – 8246

**Conservation:**  
Jesse Scott  
(425) 745-6092  
gardenfly@msn.com

**History:** Gordon Swanson  
(425) 337 – 8246

**Membership:**  
Mark Simpson  
(425) 258-1149  
markbsimpson@yahoo.com

# Swirl Tips

EVERGREEN FLY FISHING CLUB

WWW.GEOCITIES.COM/EFFC2000

OCTOBER, 2004



MEETINGS

General Meeting - 4th Tuesday of the month, 7pm (6pm Wet Fly) Flying Pig Brewery  
Board Meeting - 1st Thursday of the month, 7pm (6pm dinner) Cookbook Restaurant  
Conservation Committee Meeting - 3rd Thursday of the month, 7pm Village Restaurant

**Auction: October 28th, 2003 - Everett Elks Club  
No-Host Bar – 6:00 p.m. Dinner – 7:00 p.m.**

## Auction! Auction! Auction!


*by Gary Medema*

It's that time again. Time to dig into that wallet and support the club. Hopefully you've gotten a donation together and have saved up some \$\$\$\$.

There will be raffle items up for grabs to start the evening off, followed by dinner and then the live auction. Raffle tickets can be applied to your account for the evening and paid for at checkout time. Payment can be made by cash check or credit card. Be sure to make every effort to attend and if possible invite a guest or two. Keep in mind that this is a fund raising event so be competitive with those bids. A lot of good companies have donated some nice items, so to almost give things away would insult their generosity.

Trips that are available this year are:

- \* Mike Benbow- Stilly float for humpies
- \* Dale Dennis- peninsula steelhead
- \* Ted Lewis- Sauk or Skagit steelhead float
- \* Dale Dennis-saltwater sea-run trip
- \* Carl Johnson- Montana Clark Fork trout for 2
- \* Jessie Scott-Jim Creek lakes for 2
- \* Roy Morris- peninsula steelhead or Sekiu coho
- \* Gene Smith- Dry Falls weekend for 2
- \* Darin Peterson- Eastern Wa. pheasant trip
- \* Hans Aarhus- a day of fishing on Pass Lake



It's up to you to help make this year's event a success!!!! See you there. Don't forget it's at the Elk's on Rucker Ave., and if you volunteered to help try to get there early.

## President's Message

by Jim McGauhey

It's October!! It's AUCTION TIME!!!

Remember:

1) No dinners available at the door. You MUST reserve your dinner in advance.

2) Show up with 5 flies, or \$5 at the door. These flies are used by the Membership Chairman to give to new members during next year. We count on getting lots. These should be working flies, not show. By the way – if you want to donate more than 5, that's OK too! Just loose is OK.

3) Yes – we do accept credit cards. Bring cash, check, or credit cards to pay for your auction prizes.

4) Rummage through your attic or garage for donations. If you want to donate a trip/guide, please make up a poster. Nothing fancy is needed, but whoever wins should have something with your contact information. Pictures help too. Your donation doesn't have to be fishing related. Can't attend that Seahawks game? Have some camping gear?

5) Bring your friends, neighbors, or guests. The more attend, the better for the club. Our club depends on the auction for the major portion of our operating budget. You dues hardly cover HALF of what it costs per member to run the club. Ask your favorite restaurant for a donation.

6) Can't attend? Be sure to talk to someone you trust to bid for you. Tell them what gear or trip you would like, and your maximum bid, and make a partnership. Many trips are for 2.

It's also time to plan for the Christmas Party. Make your reservations now; remember, no orders at the door. Send in the form included with this Swirl Tips.

We're still looking for affidavits for largest fish in many categories. There's some nice prizes so go ahead, enter. No charge!

We're still looking for members to fill positions for next year. You get to attend the board meetings, get kudos, invitations to fish, and our heartfelt thanks. Officially, the past president is head of the nominating

committee, so talk to Jesse Scott if you're willing to help the club.

Time to start thinking about paying dues for next year. Remember, there's a prize drawing for all those who renew by Dec 31. Now is the time to renew early.

See you at the auction,



## Christmas Party Update



Mark Edson and his crew are busy preparing for the party on Saturday, December 11th. He's got a great crew helping out, and lots of the raffle & auction items are getting purchased as we speak. If anyone has ideas for nice men's items or nice women's items to add to the raffle table, please let us know quickly! The auction part of the event is going to be short & sweet with some really nice items available for men & women alike. The dinner menu and reservation form is on the back of the newsletter. Reservations must be received by November 24th, but the sooner everyone signs up, the easier it is to estimate dinners & flowers, etc, so get 'em in as soon as possible. If you have questions or suggestions, please contact Mark Edson at [mark-1@edsons.com](mailto:mark-1@edsons.com) or call at (425) 397-8097.

## 2005-2006 Calendar

by Eric Nordstrom

I am now starting to get together pictures and things for the '05-'06 EFFC annual calendar. Please submit any digital photos you have to me at [enorthstream@aol.com](mailto:enorthstream@aol.com) or give me the actual photos in person at the auction or an upcoming meeting. Remember that this calendar will be continuing through our 50<sup>th</sup> Anniversary celebration, so maybe some historical photos would be appropriate as well.

## EFFC 2004 Schedule of Activities

<u>DATE</u>	<u>EVENT</u>	<u>LOCATION</u>
Dec 11 <sup>th</sup> Sat	Awards Dinner & Winter Raffle	Glen Eagle, Arlington
Jan 5 <sup>th</sup> Wed	Fly Tying Classes start	To be announced
Feb 26 <sup>th</sup> Sat	Winter Fishout	Village Restaurant (Marysville)
April 9 <sup>th</sup> Sat	Unofficial Lone Lake Fishout	Lone Lake, S. Whidbey Island

### 2004 Caddis For Kids Fly Tie-A-Thon & Fly Tying Expo

*by Mike Benbow*

Contacts:

Don Johnson: 360-432-0402 / 360-970-9197  
 Nathan Keen: The Avid Angler, 206-362-4030 / 877-347-4874  
 Kira Haller: Children's Hospital 206-987-4987

Seattle, WA - Don Johnson's Fourth Annual "Caddis for Kids" Charity Tie-a-Thon will be held Friday and Saturday, November 5th and 6th at the Avid Angler (17171 Bothell Way NE, A130, Lake Forest Park, Washington, 206-362-4030 or 877-347-4874). For the past four years Don has organized this fun and important event to raise funds for children's pediatric services. Don donates his time and tying prowess; you help by donating much needed funds. All donations accepted, large or small, with net proceeds benefitting the uncompensated care program at Children's Hospital and Regional Medical Center, the Northwest's leading children's hospital. The uncompensated care fund serves almost 200,000 patients each year whose families lack resources to cover the full cost of their child's medical care. This year the hospital expects to provide over \$38 million in medical care through this fund in support of these families and your contribution does make a difference!

The Caddis for Kids Tie-a-Thon begins at noon on the 5th and Friday afternoon will be highlighted with a guest appearance and tying session by the legendary Alec Jackson. On Saturday, the Tie-A-Thon ends at noon but the tying doesn't stop! Fly-tying demonstrations by many of the Pacific Northwest's finest fly-tyers will begin at 10:00 am and include a presentation by steel-heading guru Jim Teeny. There will be a HUGE drawing Saturday afternoon at about 3:00 pm with items from St. Croix, TFO Rods, Sage, Ross Reels, Pacific Fly Group, Jim Teeny Inc., Trophy Lakes, Daiichi, Angler Sport Group, Whitefish Studios, Rainy's Flies, The Norlander


Company, Scintilla Dubbing, Alpine Innovations, Giraffe Lighting, Oasis Tying Benches, McLean New Zealand Weigh Nets, Coyote Eyewear, Gudebrod, The Yorkshire Flyfisher, Canyon Creek Angling & Mercantile and many others including a guided trip for searun cutthroat trout with Bob Triggs, The Littlestone Flyfisher and a custom-made bamboo rod by Tom Bowden!! Tickets for the drawings are ONLY \$1.00!

So, come by the Avid Angler November 5th and 6th and enjoy tying demos and presentations, buy some tickets for a chance at the great tackle items donated by our sponsors and help assist Children's Hospital and Regional Medical Center in their mission to provide the best pediatric care available to every child in need.

**FFF Clubwire**

**Book Review**

*Inside Fly Tying, by Dick Talleur*  
 Stackpole Books, Mechanicsburg, PA  
 92 pages, softbound, illustrated, color  
 Suggested price \$19.95  
 Reviewed by Bruce E. Harang




The subtitle of this book clearly tells the reader what the author is about, j 100 Tips for Solving the Trickiest Fly-Tying Problems!. This is not a pattern book though it teaches through the tying of specific patterns. This also not a beginners lesson book, though a beginner will shave years off his fly tying learning curve by studying this book. This is simply an extremely well written, well edited, and well illustrated manual giving the reader a toolbox of special techniques to make fly tying easier and a lot more fun. This book is written in Dick Talleur's easy to read conversational style and illustrated with excellent color photos, many enhanced with computer added graphics to illustrate more clearly the point at hand.

The book covers the more common problems like tying in hair wings and wings made of woodduck flank

feather as well as the less common problems of winding two hackles on a Hewitt skater. There are also some really novel solutions to common problems such as gluing off parachute hackle instead of tying it off and the specifics of dyeing materials using Kool-Aid brand drink powder. In addition, there are tricks for using foam, Coq de Leon feathers, splitting tails, and much more. All of this done in a writing style that is so relaxed the reader can not help but learn.

Any fly tyer that wishes to become a better master of his craft will love this slim volume and will refer to it often. This book provides a great deal of tying help for a very reasonable price. If you tie flies you will want to add this book to your library.

*River Journal – Kispiox River*, by Arthur J Lingren  
Frank Amato Publications, Inc., Portland, OR  
48 pages, softbound, illustrated, color  
Suggested price \$15.95  
Reviewed by Bruce E Harang



This is another excellent volume in the River Journal series of books. Written by a Kispiox River steelheader of 30 years this book gives the reader the tools and insights necessary to fish successfully this magnificent part of the mighty Skeena River system.

The Kispiox River is a river of large steelhead, beautiful water, and wonderful scenery. The Kispiox is also a river producing steelhead that placed in the top ten spots in the Field & Stream Fishing Contest for twenty-one consecutive years. It is also a river that made many of the Pacific Northwest steelhead fly patterns famous worldwide.

The author provides the reader with a book containing information on the rivers history, gear selection, fly patterns and tying recipes, available accommodations, fishing outfitters, access points, and an excellent overview map of the river with its named pools. All of this information is presented in an easy read writing style accompanied by top rate color photographs of fish, scenery, historical points of interest, and the popular flies for use on the river. In addition, the book is well

edited and very nicely laid out. For anyone interested in fly fishing for large steelhead on the Kispiox River this is a must have work.

## A BAD CASE OF WIND

*Casting Tips by Charles Jardine*  
(Reprinted from FFF Clubwire, Oct. 1999)



I don't know anyone who relishes blasting a line into the teeth of a strong wind.

Now I don't know about you: but wind -- or at least pesky little, presentation ruining, breezes -- seem to follow me wherever I go. If it's the tropics then the matter can be worse, if it's the chalk streams of Merry Olde England, then it's slightly less. But the problem nevertheless persists and you can bet, as surely eggs are eggs, that as soon as you have marked down, stalked, deduced the food form, lined up the perfect angle of delivery to cover the BIGGEST trout you have ever seen on that stream; some wind, from somewhere, will suddenly weave its way through the bank side branches and dump your best effort, fish frighteningly smack-dab, on top of Mr. Brown's head; or miles away from the target! Life is like that. As if I need tell you.

There are remedies. None are fool proof and neither do they come with written guarantees. But at least they will help. We in Britain -- or at least some -- insist that tapered leaders do not matter. Bunkum. They do matter - especially in windy conditions: and the steeper the taper the better.

Let me explain; when one makes a cast and the rod tip responds via the forward or backward casting stroke, one is creating energy. When you ultimately direct the cast toward the prize (that big old trout I mentioned earlier) you are directing energy via the rod into the line, down the leader and finally, the fly. Any break in this energy flow will detract from a precise outcome (good turnover). A single strand of nylon as a leader, even a long tippet can be ruinous to a happy outcome (our heroic brown being caught).

There are steps we can take to ensure that efficiency and energy flow is maximized.

\* Use a 'tip action' orientated fly rod that has an instinct to throw tight loops.

\* Use a shorter casting stroke that will deliver a high speed, tight loop. Do watch when making this type of cast that it is not too 'wristy'. Wrist 'break' will make the overhead arc wider, the loop wider and less penetrative and efficient.

\* If you happen to be fishing a pond, lake or indeed saltwater, aim the final part of the cast downward and try get 'in' and 'under' the wind. There is a slight decrease of wind immediately above wave action due to the water's turbine like movement; if you can find this you will tend to get a 'clean shoot'. Remember that wonderful Lefty'ism - The line always follows the rod tip. Aim that tip low and you will find that reduced air.

\* Make your leader as steep as possible; and when high wind is the case, I immediately delve about in my waistcoat (sorry, vest!) for my knotted, tapered leaders a la' Ritz (of hotel fame). You can obtain these commercially and I believe Rio, Maxima and others are available in the US of A. If you don't want the 'faff' of making your own. I urge that you use them, as those tiny, little barrel- like knots, add a hint of weight and seem to be able to puncture air resistance that would ordinarily collapse a standard leader.

\* Avoid the braided type of leader (fine in many conditions, but not I would suggest, in high wind) as I have found, these do seem to hold up in windy conditions due to their lattice like, hollow configuration.

\* If you do want to opt for the convenience and tactical nuance of a knotless tapered leader, do insure that it has a good stiff butt and as high a diameter as they come.

\* Remember that if the wind is blowing at you it will straighten the line far quicker behind. So in effect you need to wait less before coming forward and in some instances, because the rod has loaded very quickly with

energy you actually need less effort when making a forward stroke, rather than more. Try it.

These are just a few pointers, but I hope that you will find some help amongst them. Casting into the wind is an enormous subject - and problem. It is not easy and no doubt I shall return to it during the coming months but the above should help a little. I am always reminded of a discussion I had years ago with eight times world casting champion (at that time) the late Jack Martin when I asked him how to cast into a big wind, on a big lake. His

reply: Get in your car and drive round to the opposite side and cast with it at your back. Hmm? Simple really.

PS: If you do happen to catch that BIG brown put it back so we can all try.

### - Quote -

“The fly rod is the tool I use in my pursuit of happiness, and a very particular kind of happiness it is. When I have a fly rod in my hand and water all around me, time stops. Let me try that again: Time doesn't so much stop as it passes in a different way. I enter a different reality, one in which I am fully alive, fully focused, where each second is a ripe fruit bursting with juice. This is true of all things that bring us pleasure, whether it is making love or making bread, hitting a homerun or cheering for one, playing golf or reading a novel, or driving with the top down, Muddy Waters blasting on the radio. Some of these moments you will remember as full as hours, days, even whole years in 'real life'.

Then, when you are through with your pleasure— after the last cast, the last putt, the last note of the symphony — you have the feeling of waking up, a sense that the whole experience passed in an instant. Luckily, the next time you go fishing you return to the state of mind you were in when you last picked up a rod. Time passes on two tracks: one for everyday life and one for when you transcend life's constant cares and pressures and find your pleasure.”

Excerpt from “Pleasure and Instinct”, Flyfishers Guide to the Meaning of Life by Peter Kaminsky

# Evergreen Fly Fishing Club

PO Box 221

Everett, WA 98206



---

## *Awards Dinner Party Reservations Glen Eagle Golf and Country Club Saturday, December 11th, 7 pm.*

Menu is Honey Baked Salmon Filets and Carved Prime Rib of Beef



Name: \_\_\_\_\_

Sign me up for \_\_\_\_\_ dinners at \$27.50 per serving.

Total enclosed \$ \_\_\_\_\_ \*Make check payable to: "EFFC"

and mail to: Don Mathiesen  
15319 NE 166<sup>th</sup> Ln  
Woodinville, WA 98072

